

Quick statistics

Survey 333226 'Short survey about toys and games'

Results**Survey 333226**

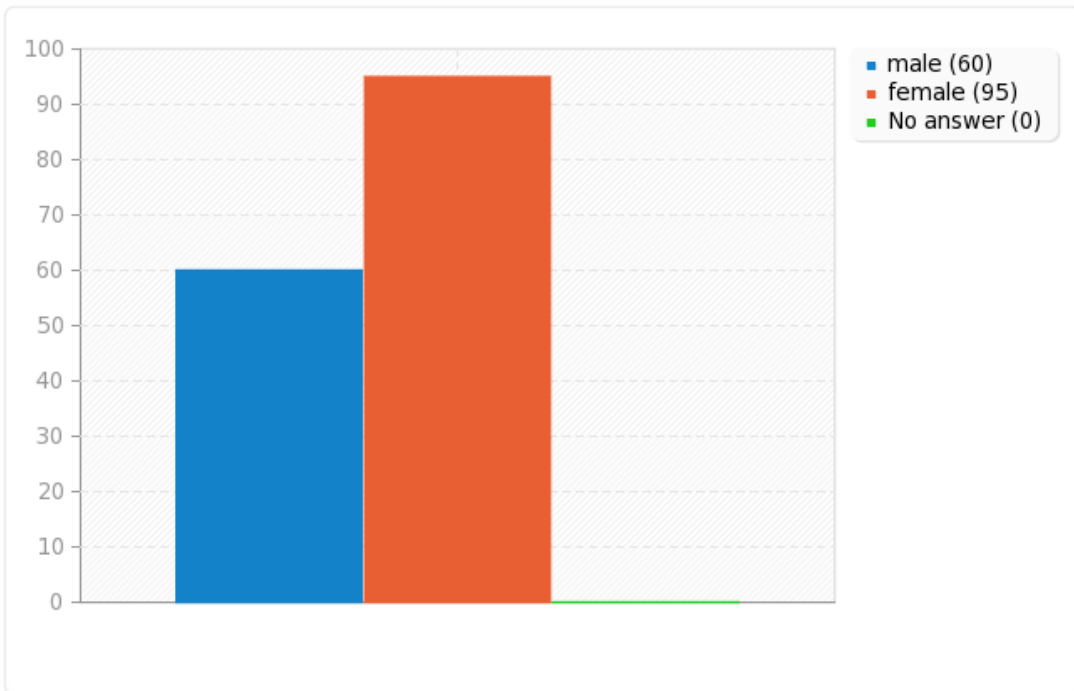
Number of records in this query:	155
Total records in survey:	155
Percentage of total:	100.00%

Field summary for gender**Your gender**

Answer	Count	Percentage
male (A1)	60	38.71%
female (A2)	95	61.29%
No answer	0	0.00%

Field summary for gender

Your gender



Field summary for age

How old are you?

Calculation	Result
Count	155
Sum	3081.0000000000
Standard deviation	6.37
Average	19.88
Minimum	14.0000000000
1st quartile (Q1)	14
2nd quartile (Median)	17
3rd quartile (Q3)	24
Maximum	35.0000000000

Null values are ignored in calculations**Q1 and Q3 calculated using minitab method**

Field summary for country

What is your country?

Answer

France (A1)

Ghana (A2)

Greece (A3)

India (A4)

Nepal (A5)

Romania (A6)

Spain (A7)

Thailand (A8)

No answer

Field summary for country

What is your country?

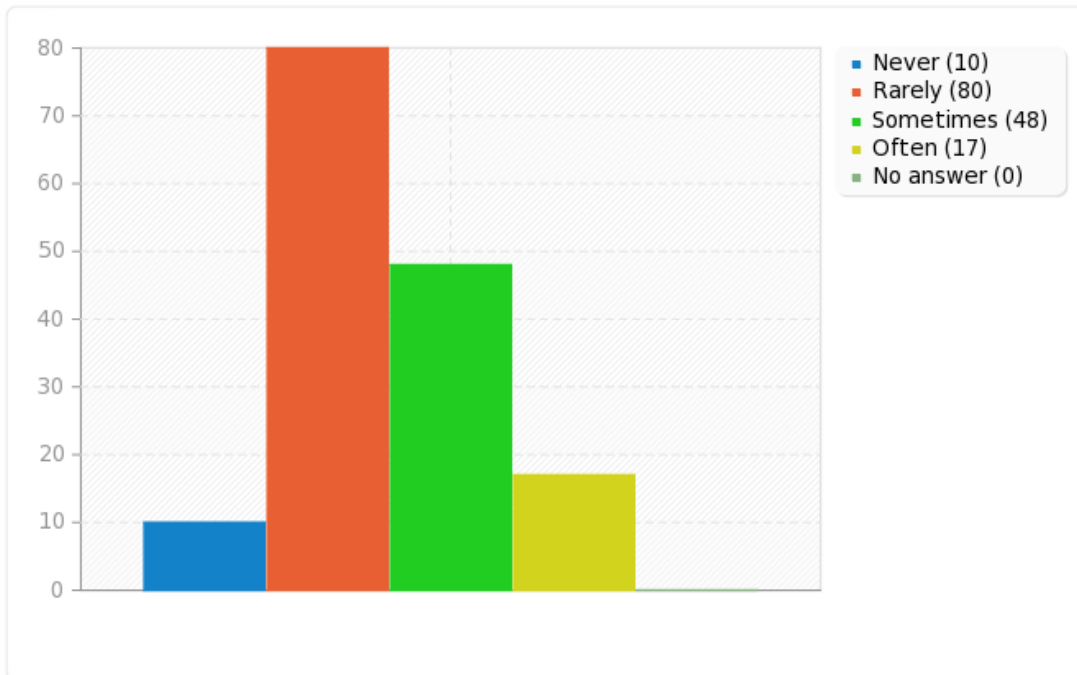
Field summary for howoften

How often do you buy the toys or games:

Answer	Count	Percentage
Never (1)	10	6.45%
Rarely (2)	80	51.61%
Sometimes (3)	48	30.97%
Often (4)	17	10.97%
No answer	0	0.00%

Field summary for howoften

How often do you buy the toys or games:



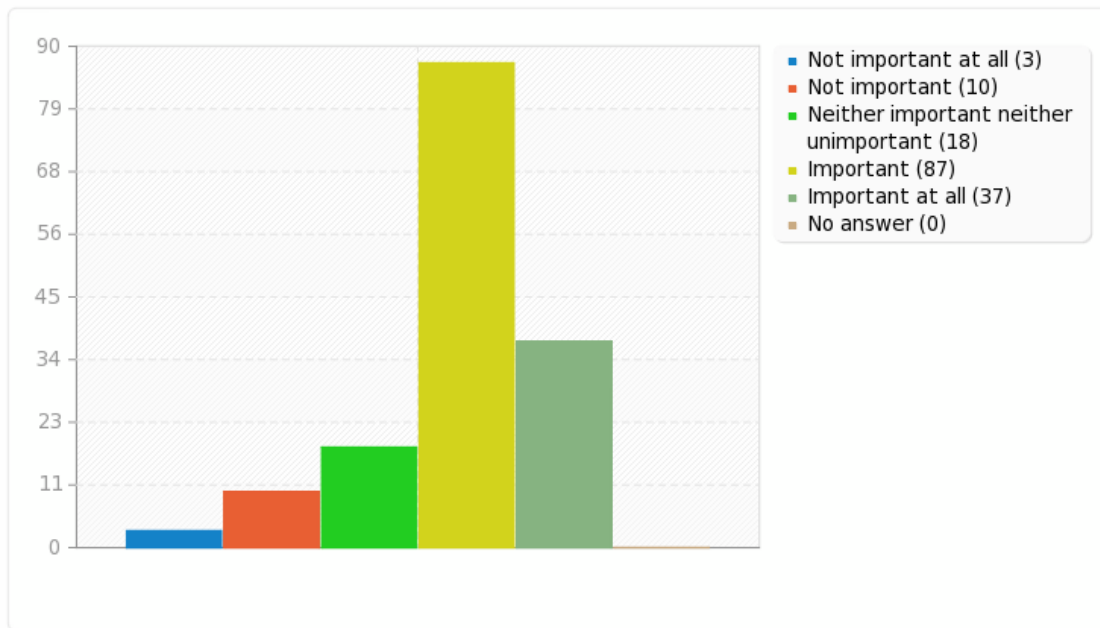
Field summary for importance(SQ001)

When you are buying the toys or games, how much the following aspects or characteristics of game or toy is important for you [Price]

Answer	Count	Percentage
Not important at all (1)	3	1.94%
Not important (2)	10	6.45%
Neither important neither unimportant (3)	18	11.61%
Important (4)	87	56.13%
Important at all (5)	37	23.87%
No answer	0	0.00%

Field summary for importance(SQ001)

When you are buying the toys or games, how much the following aspects or characteristics of game or toy is important for you [Price]



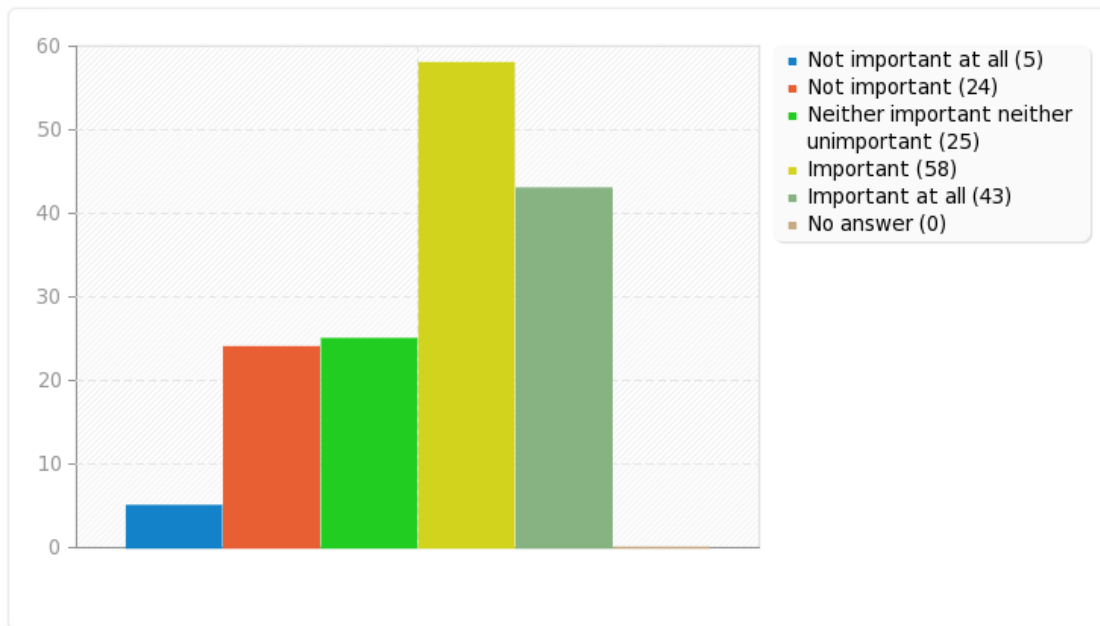
Field summary for importance(SQ002)

When you are buying the toys or games, how much the following aspects or characteristics of game or toy is important for you [Materials from which it is made]

Answer	Count	Percentage
Not important at all (1)	5	3.23%
Not important (2)	24	15.48%
Neither important neither unimportant (3)	25	16.13%
Important (4)	58	37.42%
Important at all (5)	43	27.74%
No answer	0	0.00%

Field summary for importance(SQ002)

When you are buying the toys or games, how much the following aspects or characteristics of game or toy is important for you [Materials from which it is made]



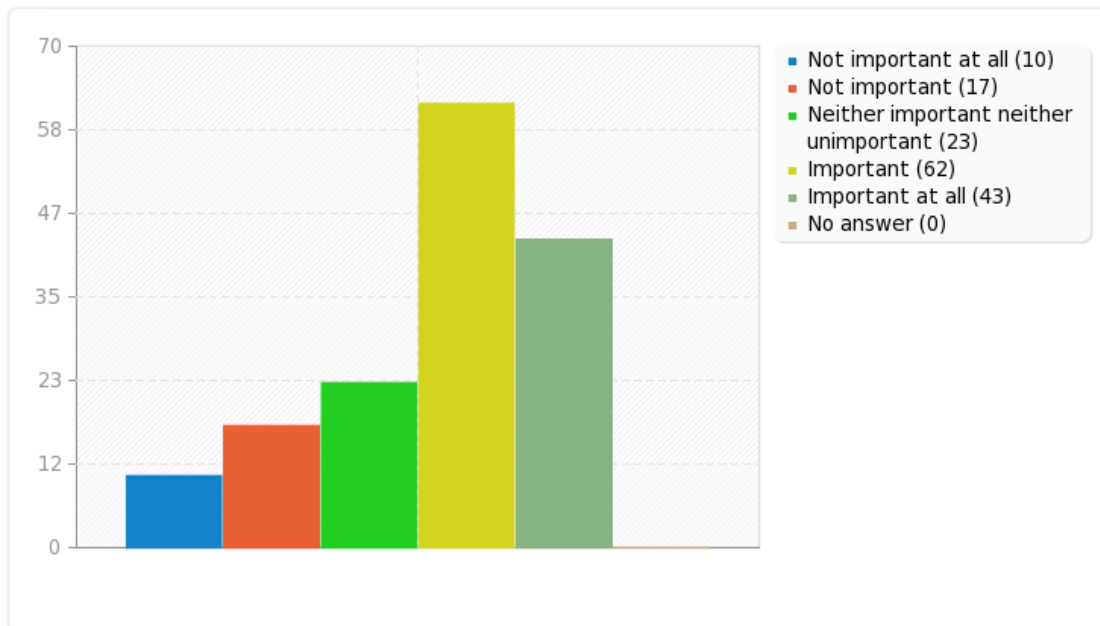
Field summary for importance(SQ003)

When you are buying the toys or games, how much the following aspects or characteristics of game or toy is important for you [The age-appropriate adjustment of the toy]

Answer	Count	Percentage
Not important at all (1)	10	6.45%
Not important (2)	17	10.97%
Neither important neither unimportant (3)	23	14.84%
Important (4)	62	40.00%
Important at all (5)	43	27.74%
No answer	0	0.00%

Field summary for importance(SQ003)

When you are buying the toys or games, how much the following aspects or characteristics of game or toy is important for you [The age-appropriate adjustment of the toy]



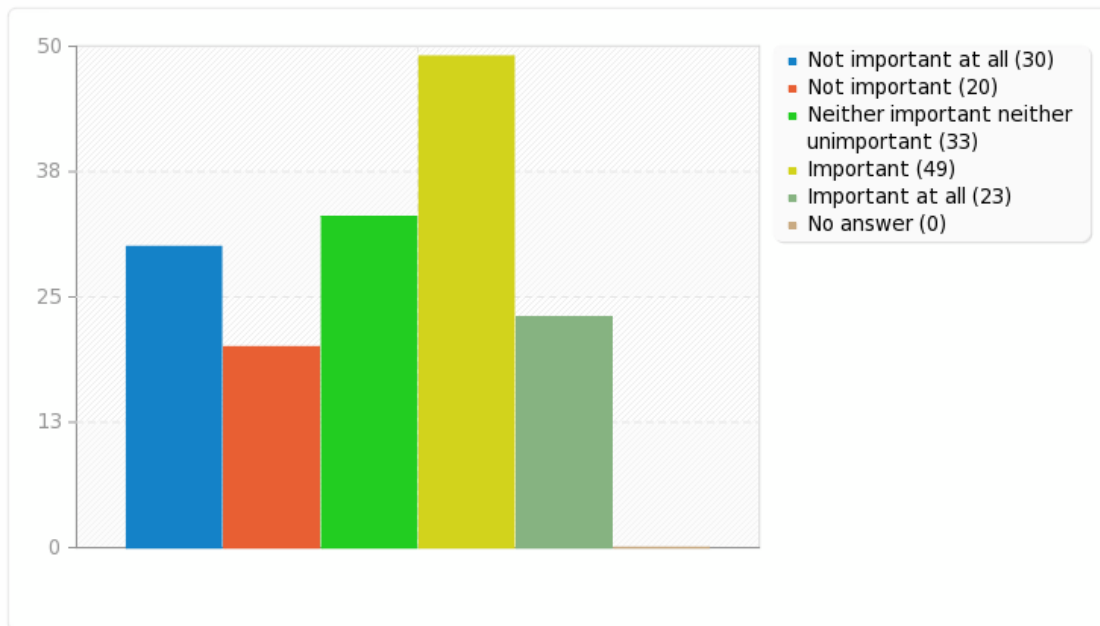
Field summary for importance(SQ004)

When you are buying the toys or games, how much the following aspects or characteristics of game or toy is important for you [Manufacturer of the toy]

Answer	Count	Percentage
Not important at all (1)	30	19.35%
Not important (2)	20	12.90%
Neither important neither unimportant (3)	33	21.29%
Important (4)	49	31.61%
Important at all (5)	23	14.84%
No answer	0	0.00%

Field summary for importance(SQ004)

When you are buying the toys or games, how much the following aspects or characteristics of game or toy is important for you [Manufacturer of the toy]



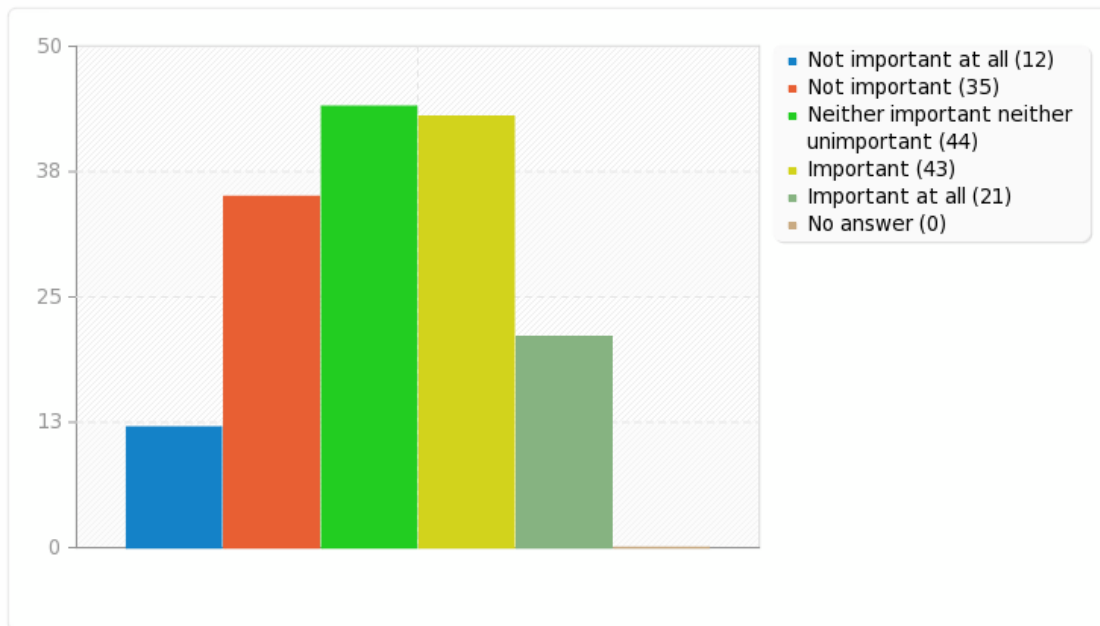
Field summary for importance(SQ005)

When you are buying the toys or games, how much the following aspects or characteristics of game or toy is important for you [Biodegradability]

Answer	Count	Percentage
Not important at all (1)	12	7.74%
Not important (2)	35	22.58%
Neither important neither unimportant (3)	44	28.39%
Important (4)	43	27.74%
Important at all (5)	21	13.55%
No answer	0	0.00%

Field summary for importance(SQ005)

When you are buying the toys or games, how much the following aspects or characteristics of game or toy is important for you [Biodegradability]



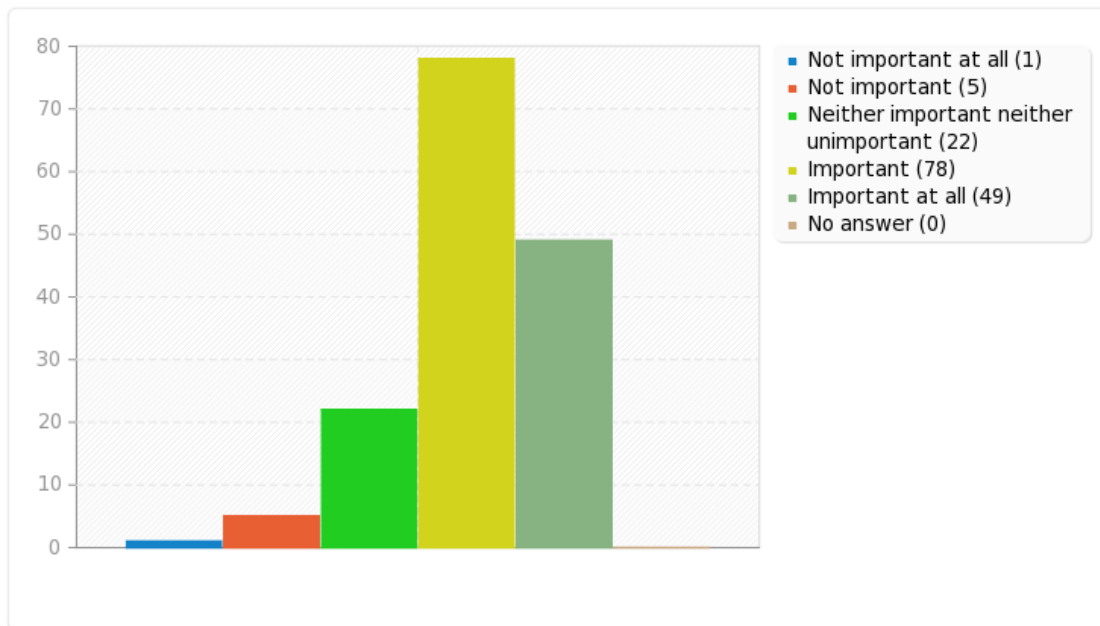
Field summary for importance(SQ006)

When you are buying the toys or games, how much the following aspects or characteristics of game or toy is important for you [Design of the toy]

Answer	Count	Percentage
Not important at all (1)	1	0.65%
Not important (2)	5	3.23%
Neither important neither unimportant (3)	22	14.19%
Important (4)	78	50.32%
Important at all (5)	49	31.61%
No answer	0	0.00%

Field summary for importance(SQ006)

When you are buying the toys or games, how much the following aspects or characteristics of game or toy is important for you [Design of the toy]



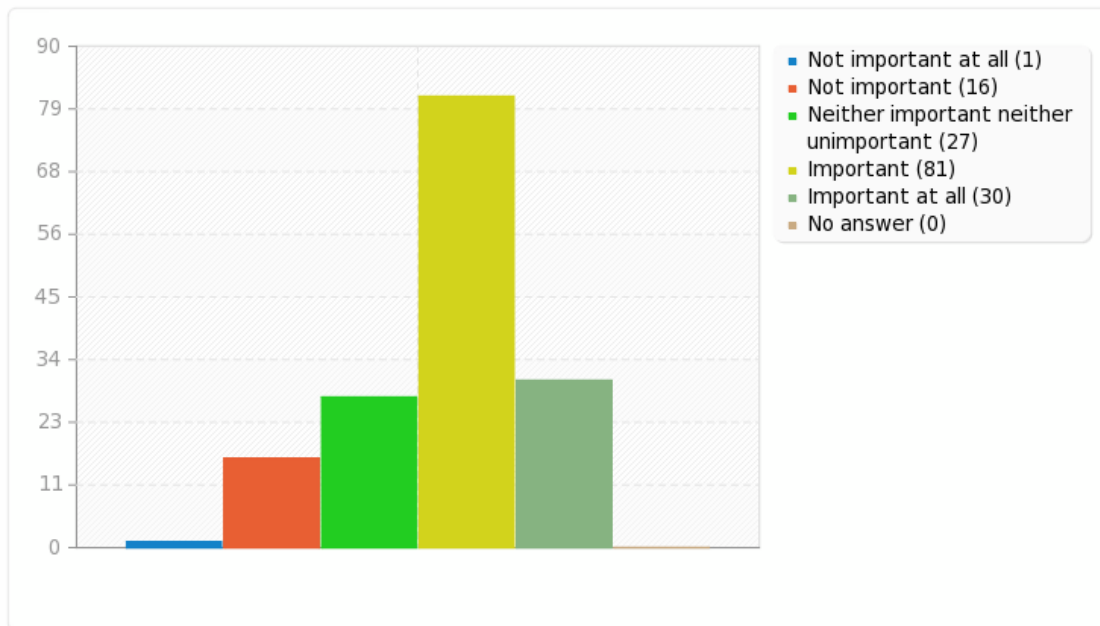
Field summary for importance(SQ007)

When you are buying the toys or games, how much the following aspects or characteristics of game or toy is important for you [Leisure aspect]

Answer	Count	Percentage
Not important at all (1)	1	0.65%
Not important (2)	16	10.32%
Neither important neither unimportant (3)	27	17.42%
Important (4)	81	52.26%
Important at all (5)	30	19.35%
No answer	0	0.00%

Field summary for importance(SQ007)

When you are buying the toys or games, how much the following aspects or characteristics of game or toy is important for you [Leisure aspect]



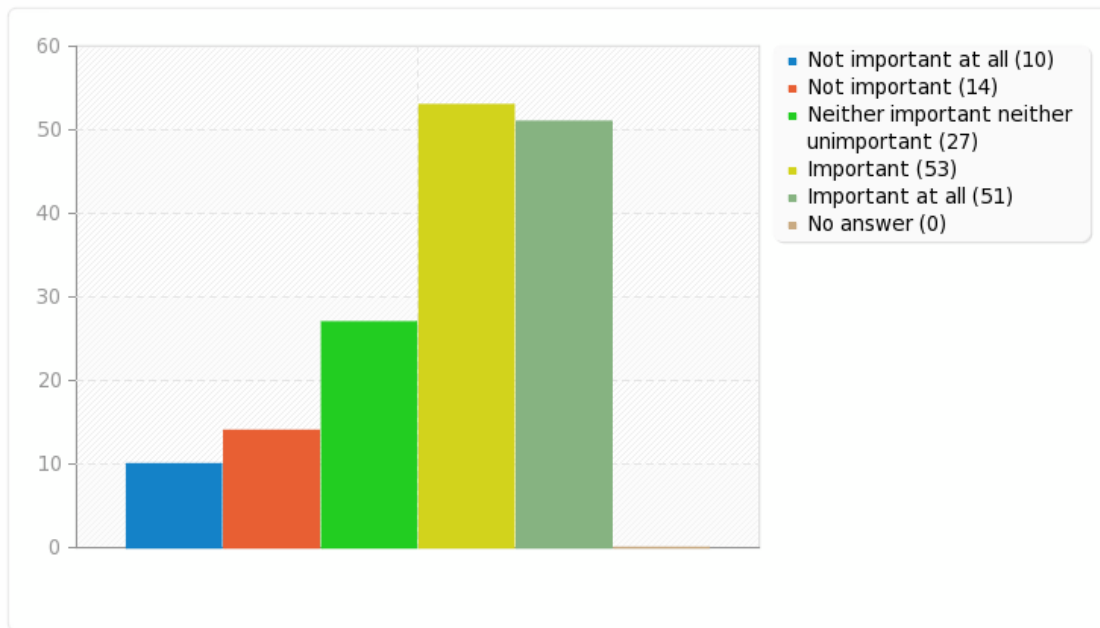
Field summary for importance(SQ008)

When you are buying the toys or games, how much the following aspects or characteristics of game or toy is important for you [Earning & pedagogical aspect]

Answer	Count	Percentage
Not important at all (1)	10	6.45%
Not important (2)	14	9.03%
Neither important neither unimportant (3)	27	17.42%
Important (4)	53	34.19%
Important at all (5)	51	32.90%
No answer	0	0.00%

Field summary for importance(SQ008)

When you are buying the toys or games, how much the following aspects or characteristics of game or toy is important for you [Earning & pedagogical aspect]



Field summary for types

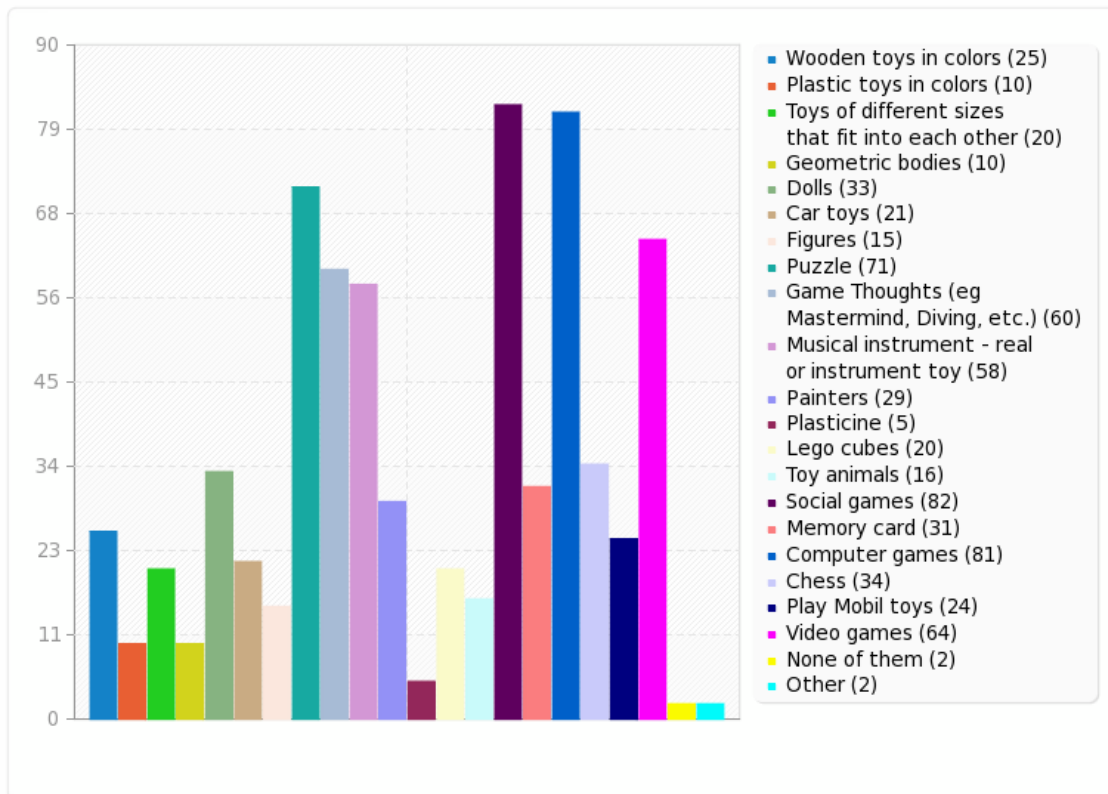
What kind or type of the toys you are the mostly interested in (choose up to five):

Answer	Count	Percentage
Wooden toys in colors (SQ001)	25	16.13%
Plastic toys in colors (SQ002)	10	6.45%
Toys of different sizes that fit into each other (SQ003)	20	12.90%
Geometric bodies (SQ004)	10	6.45%
Dolls (SQ005)	33	21.29%
Car toys (SQ006)	21	13.55%
Figures (SQ007)	15	9.68%
Puzzle (SQ008)	71	45.81%
Game Thoughts (eg Mastermind, Diving, etc.) (SQ009)	60	38.71%
Musical instrument - real or instrument toy (SQ010)	58	37.42%
Painters (SQ011)	29	18.71%
Plasticine (SQ012)	5	3.23%
Lego cubes (SQ013)	20	12.90%
Toy animals (SQ014)	16	10.32%
Social games (SQ015)	82	52.90%
Memory card (SQ016)	31	20.00%
Computer games (SQ017)	81	52.26%
Chess (SQ018)	34	21.94%
Play Mobil toys (SQ019)	24	15.48%
Video games (SQ020)	64	41.29%
None of them (SQ021)	2	1.29%
Other	2	1.29%

ID	Response
5	Plushies
68	Radio control

Field summary for types

What kind or type of the toys you are the mostly interested in (choose up to five):



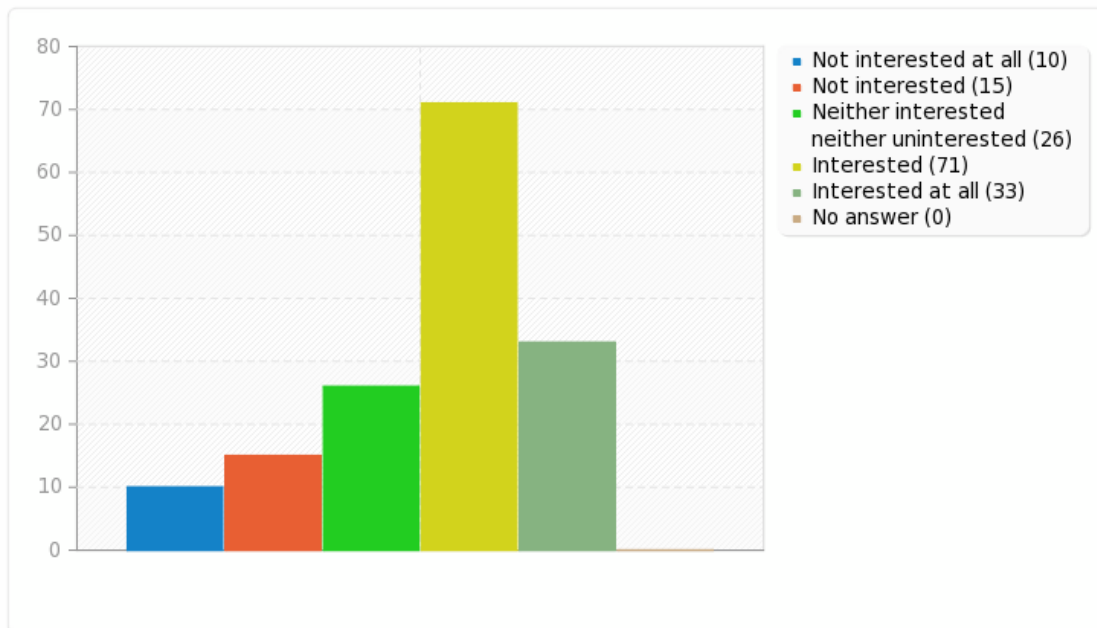
Field summary for interest

How much will you be interested in creating toys by yourself :

Answer	Count	Percentage
Not interested at all (1)	10	6.45%
Not interested (2)	15	9.68%
Neither interested neither uninterested (3)	26	16.77%
Interested (4)	71	45.81%
Interested at all (5)	33	21.29%
No answer	0	0.00%

Field summary for interest

How much will you be interested in creating toys by yourself :



Field summary for need

Since that you are interested in, what kind of support you need (you can chose more than one):

Answer	Count	Percentage
Educational support (in terms of training) (SQ001)	94	72.31%
Support in materials selection (SQ002)	69	53.08%
Support in developmental psychology (knowing connection between age and appropriate toy) (SQ003)	53	40.77%
Knowing market needs (SQ004)	42	32.31%
Knowing selling strategies (SQ005)	37	28.46%
Other	2	1.54%

ID	Response
68	money
83	SOY AUTOSUFICIENTE

Field summary for need

Since that you are interested in, what kind of support you need (you can chose more than one):

