

SOLIDARITY TRACKS



www.tamonopatia.org



Erasmus+



YOUTH  
AND LIFELONG  
LEARNING  
FOUNDATION

# My E-Diary for participants

Name

mobility 1  
place and data

mobility 2  
place and data

mobility 3  
place and data





# Learning objectives



Example  
I want to learn  
how to follow my  
learnings

10  
9  
8  
7  
6  
5  
4  
3  
2  
1

1 2 3 4 5 6 7 8 9 10

3

10  
9  
8  
7  
6  
5  
4  
3  
2  
1

1 2 3 4 5 6 7 8 9 10

1

10  
9  
8  
7  
6  
5  
4  
3  
2  
1

1 2 3 4 5 6 7 8 9 10

4

10  
9  
8  
7  
6  
5  
4  
3  
2  
1

1 2 3 4 5 6 7 8 9 10

2

10  
9  
8  
7  
6  
5  
4  
3  
2  
1

1 2 3 4 5 6 7 8 9 10


5

10  
9  
8  
7  
6  
5  
4  
3  
2  
1

1 2 3 4 5 6 7 8 9 10

Think of the upcoming days of the exchange / training and identify your personal learning objectives (maximum 5) - Write them down in the first column and revisit this page each day. Think if you have gotten closer to learning the objective and put one dot in the appropriate square for each day, from 1 to 10, where 1 is "not at all" and 10 is "absolutely."

# Partnership Buliding



Fill in the circles below. Your name is in the central circle and in the other circles are the names of the people around you. Write the names of the people in the circles in a way that the people who are closer to you are in the circles closer to the centre and opposite.

## Youthpass



My activities	My task	Key Competences	Comments/Impressions
<b>Description of the activities</b> Short description of the activity during the training course.	<b>My task</b> My task and responsibilities during the activities	<b>Key Competences</b> Which competences have you achieved from each activity?	<b>Comments/Impressions</b> Any additional comments or feelings you have?

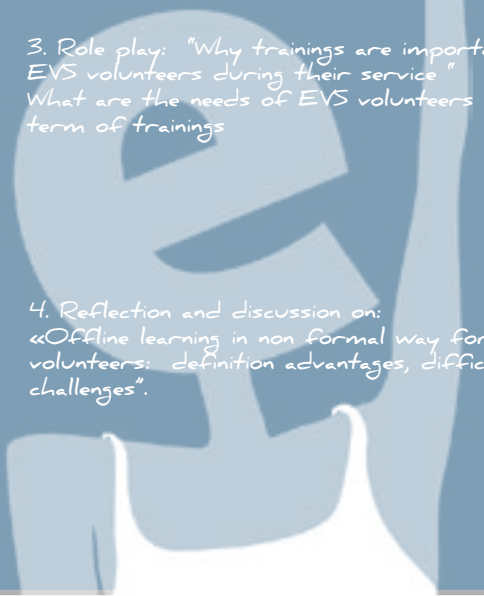
1. Presentation: "EVS activities and experiences in partner's organizations"



2. Reflection: How partner's organizations support their EVS volunteers

3. Role play: "Why trainings are important for EVS volunteers during their service"  
 What are the needs of EVS volunteers in term of trainings

4. Reflection and discussion on:  
 «Offline learning in non formal way for EVS volunteers: definition advantages, difficulties, challenges».



## Youthpass

← →

↻

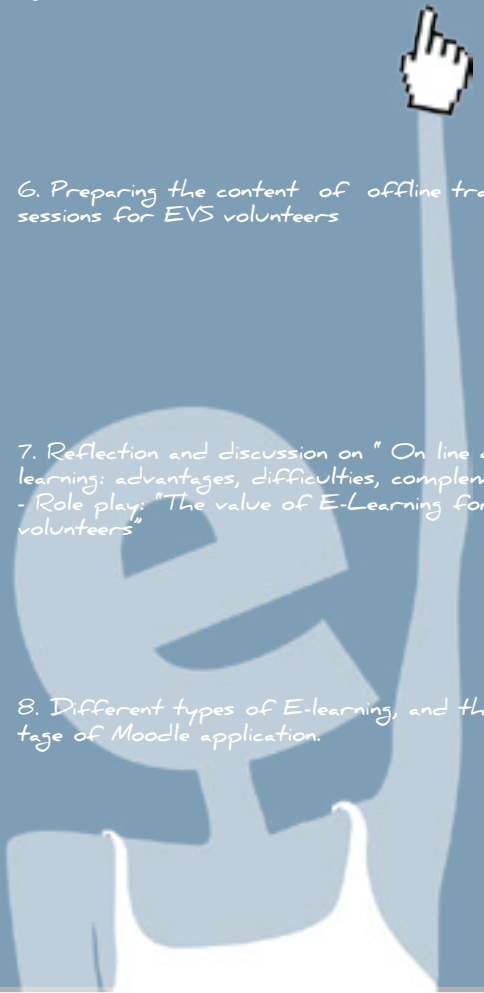
My activities Description of the activities	My task	Key Competences	Comments/Impressions
<p>Short description of the activity during the training course.</p>	<p>My task and responsibilities during the activities</p>	<p>Which competences have you achieved from each activity?</p>	<p>Any additional comments or feelings you have?</p>

5. Reflection and determination of the topics of offline trainings for EVS volunteers including volunteers with special needs.

6. Preparing the content of offline trainings sessions for EVS volunteers

7. Reflection and discussion on "On line & offline learning: advantages, difficulties, complementarity."  
- Role play: "The value of E-Learning for EVS volunteers"

8. Different types of E-learning, and the advantage of Moodle application.



## Youthpass



### My activities

#### Description of the activities

Short description of the activity during the training course.

### My task

My task and responsibilities during the activities

### Key Competences

Which competences have you achieved from each activity?

### Comments/Impressions

Any additional comments or feelings you have?


9. 'Moodle is a dynamic learning environment: aspects, features, advantages, possibilities to exploit, in non-formal education'



10. "How to use Moodle for the continuing training of young European volunteers in non-formal education."

11. How to adapt the content of offline training to online training?

12. "The methods of evaluating Online training activity using Moodle».



## Youthpass



**My activities**  
**Description of the activities**  
 Short description of the activity during the training course.

**My task**  
 My task and responsibilities during the activities

**Key Competences**  
 Which competences have you achieved from each activity?

**Comments/Impressions**  
 Any additional comments or feelings you have?

13. Creating On line sessions through Moodle application , around the selected topics for the benefit of young volunteers, "Using the content of Offline sessions"



14. Create Online trainings, about the selected topics for the benefit of young volunteers.

15. Test / verification of of the trainings for young European volunteers

16. Other





# Acquired skills and competences I

## Communication in Mother Tongue

- the ability to express thoughts, feelings and facts in words (oral/written)
- to be able to interact linguistically in an appropriate way

## Communication in Foreign Language

- the ability to express and understand in a foreign language according to your needs
- a positive attitude towards cultural differences and diversity
- curiosity in languages and intercultural communication

## Mathematical Competences and basic competences in Science and Technology

- the ability and willingness to use mathematical modes to deal with problems and challenges in every day life
- the ability and willingness to use knowledge to explain the natural world, to identify questions and to draw evidence based conclusions

## Learning to Learn

- how to organize your own learning
- to be able to deal with obstacles
- being able for your own learning
- to evaluate / assess the outcomes of your learning

Taking into consideration your learning objectives and your experience during the exchange / training, look at these 4 learning competences and if you think you have acquired skills and competences in relation to them, write a few sentences about these. Try beginning each of your answers using these examples: I feel more comfortable now... / I found out... / I learned... / I feel content... / I made progress... / I'm able to... / I know now how... / I developed... / I have a clear view now.



# Acquired skills and competences 2

## Digital competences

- is about the confident and critical use of Information Society Technology
- basic skills to use computer and Internet

## Interpersonal, Intercultural, Social and Civic competences

- the ability to communicate in a proper way with friends, family and colleagues
- to be able to deal with people from all kind of different backgrounds
- to be able to deal in a constructive way with conflicts
- knowledge about what is going on in your village, city, country, Europe and the world
- knowledge of concepts/ideas of democracy/citizenship/civil rights
- your participation in civil life

## Cultural expression

- to appreciate the importance of creative expression of ideas, experiences and emotions
- everything which has to do with media, music, performing arts, literature and visual arts

## Entrepreneurship

- the ability to turn ideas into actions
- to be creative and innovative
- to dare to take risks
- project management

Taking into consideration your learning objectives and your experience during the exchange / training, look at these 4 learning competences and if you think you have acquired skills and competences in relation to them, write a few sentences about these. Try beginning each of your answers using these examples: I feel more comfortable now... / I found out... / I learned... / I feel content... / I made progress... / I'm able to... / I know now how... / I developed... / I have a clear view now.