

"YES Club - Youth Entrepreneurs Social Club"
1st Training session: 14-16/12/2020 (Online)

Report

Become E-mentor for YES club

Working language: English

Online in 2 sessions (1:30 hour each session)



Summary:

Nowadays, the social entrepreneurship has been acknowledged as an effective means to the end of creating new jobs, improving the standard of living and encouraging the citizens' participation in the decision making process at all levels. It can also contribute to the integration of marginal and precarious strata of the population, the creation of wealth and re-investment or making new investments in various countries across the globe.

In order to enhance the social entrepreneurship in our countries, it would be absolutely necessary to supply the young people who dream of becoming social entrepreneurs with appropriate competences, contacts and the will to launch social entrepreneurs commensurate to their own profile & the needs of their milieu.

In this context, we organized the 1st online mentoring training to favour the experiences' exchange and develop the competences of several youth workers from our partners so that they can come up with innovative educational and mentoring methods about the social entrepreneurship and act as multipliers who will help this type of entrepreneurship to spread among the young people in their countries and elsewhere. This training course aims to educate the youth workers into becoming E-mentors in favour of the young people who benefit from the above mentioned club.

18 participants took part from various parts of the world like Nepal, Argentina, India, Spain, Greece, Austria, Morocco and Turkey in the 1st phase of this TC series. Thanks to this intercultural team, the meeting was a succes due to the various ideas and experiences shared related with mentoring in the field of social entrepreneurship.

Objectives of the Training course:

Main objective:

- Forming a new generation of E-mentors to become able to
 - a) Provide appropriate support to the members of our virtual club.
 - b) Update the club to meet the changing needs of its members.

Specific objective:

- To enable a group of youth workers and staff of various youth organizations to exchange and acquire knowledge, skills and competences about innovative methods for non formal education of young people related to social entrepreneurship, networking, On line training, support and coaching
- To promote innovative practices in social entrepreneurship education by developing personalized and collaborative learning and networking approaches through strategic use of ICTs and open educational resources.
- Promote the virtual youth club that aims to:
 - a) Connect young people with their peers, who wish to become social entrepreneurs and resource persons from different countries around the world.
 - b) Offering dynamic distance-based training on the theme that meets the needs of young people with personalized and sustainable support.
 - c) Promoting dialogue between young people and decision-makers
 - d) Establish professional links and promote distance cooperation between young people from various places who wish to engage them self in social entrepreneurship.
- Encourage young members to become members of the youth club for social entrepreneurship", to develop their professional network

Related materials:

Promo-Video of the club: <https://youtu.be/U1m86fMmVyw>

Website: <https://youthclub.eu/>

Website for trainings: <https://e-learning.youthclub.eu/>

Guide for E-mentors: <http://youthclub.eu/wp-content/uploads/Guide-for-e-mentor-YEC.pdf>

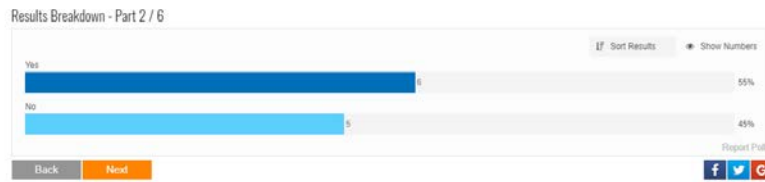
Link for Jamboard working board:

https://jamboard.google.com/d/1n1AC4AI0klocvcxwtvSyX6afbQMm_3Dnd52SdSUM-aM/edit?usp=sharing


Session 1

- Getting to know each other – presentation of participants –all participants had the chance to present themselves, their name, field of work and where they come from in order to create a trusted and welcoming atmosphere
- Expectations of the participants – they aslo shared their expectations as example to learn more about mentoring, tools to support, nevertheless the most of them they wanted to learn more about the social entrepreneurship topic.

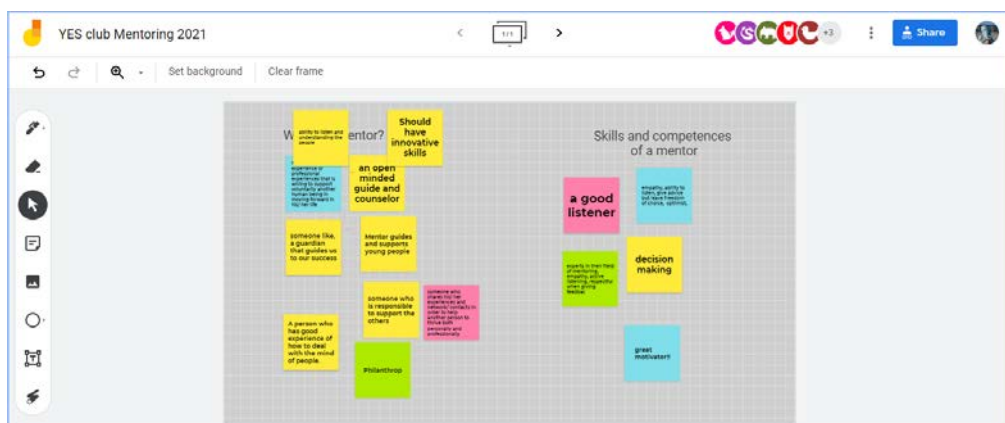
- A Poll with the following question was made – Have you ever been mentor before?
The results:



- Introduction about youth e-club, the platform and the online training topics – the YES club was presented promoting the online training platform
Website: <https://youthclub.eu/>
Website for trainings: <https://e-learning.youthclub.eu/>



- What is a mentor, what is an e-mentor – brainstorming and open discussion. Using jamboard a lot of ideas and thoughts were shared related with who is a mentor and what skills a mentor should have.



- The collaborative brainstorm was followed by a presentation focusing on mentoring, e-mentoring gathering the related Skills and competences - What attitudes and competencies does a mentor need, Characteristics of a Good Mentor and last but not the least the Role and Responsibilities of the mentor.

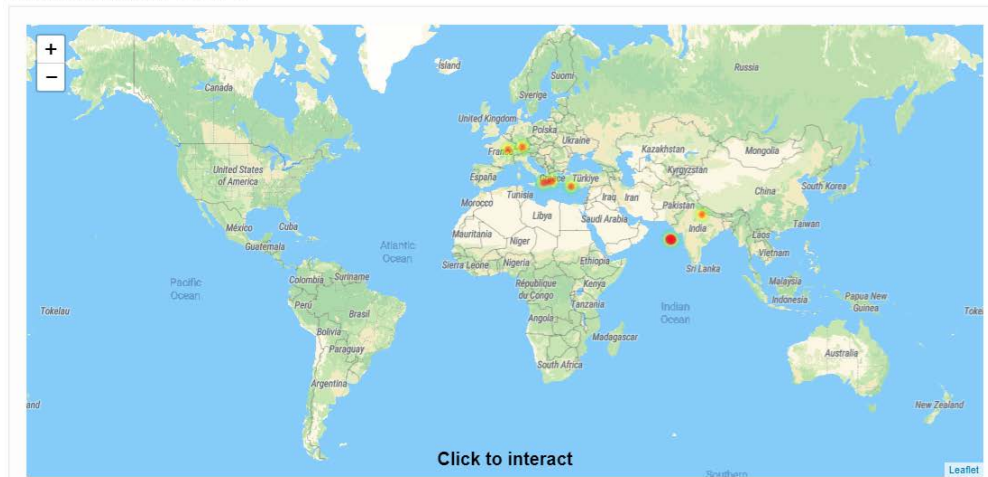
Link to the presentation:

https://prezi.com/ife9sbvquj8m/?utm_campaign=share&utm_medium=copy

- Presentation was followed by a self assessment questionnaire was shared with the participants to evaluate if they still need to work and improve themselves as mentors. Link for the questionnaire: <https://launch.ementorconnect.com/what-type-of-mentor-are-you>

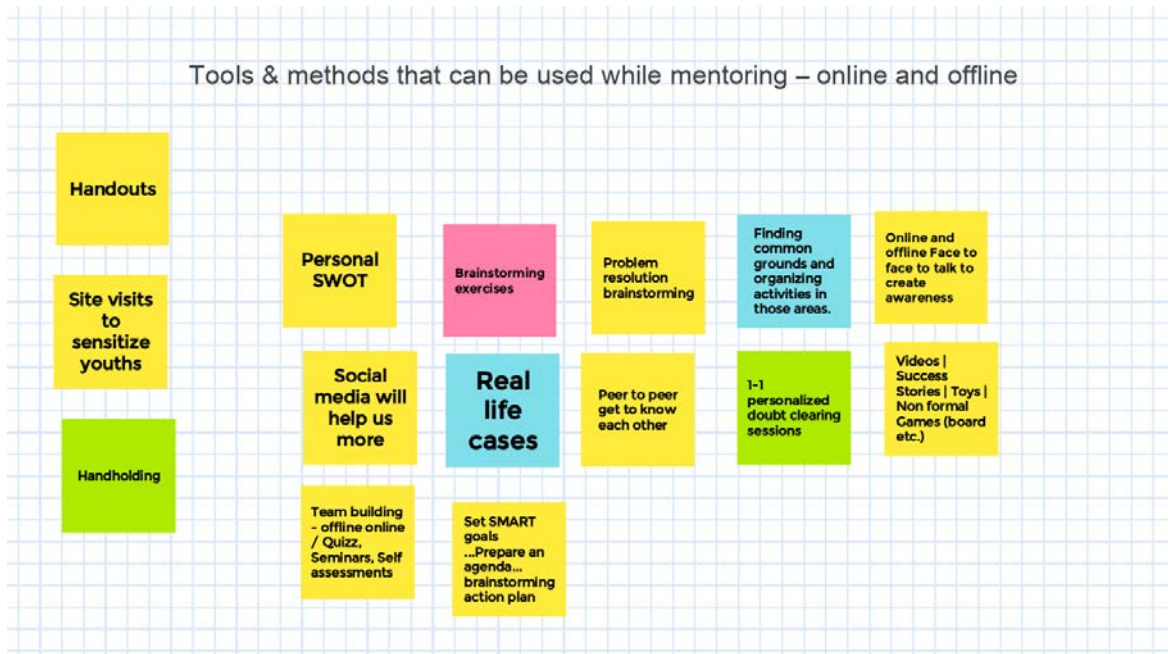
- The first session was ended with a group picture and a short feedback how they find the 1st part. Overall feedback was motivation, good mood and energy, and reminder that mentoring is an ongoing and learning process.

Geographical Breakdown - Part 5 / 6



Session 2

- Tools & methods that can be used while mentoring – online and offline – second session first part was still focusing on mentoring and tools used by mentors with collaborative board. Several good ideas were shared and discussed during this constructive activity.



- Presenting the guide for mentors related to youthclub training platform – finalizing the tool part of the 2nd session The TOOL – Technical GUIDE for mentors was presented and promoted on how to use the online training platform as a mentor.

Link for the guide for mentors: <http://youthclub.eu/wp-content/uploads/Guide-for-e-mentor-YEC.pdf>

Furthermore was also mentioned the guide for participants, who wish to participate in the training sessions to learn more about social entrepreneurship and how to become one.

Link for the guide for participants: <http://youthclub.eu/wp-content/uploads/Guide-for-ParticipantsYEC.pdf>

- Social challenges in your community – reflection and white board sharing activity to identify social problems in various part of the world. Many challenges are similar, like poverty, inequality, lack of education ect. , but soemhow we agreed that these challenges we schould transform with a possitive aspect as opportunities.



- SOCIAL ENTREPRENURSHIP – presentation – the reflection was folowed by a presentation about social entrepreneurship what it is and what factors should we take in consideration when planning to create one.
Link for the presentation:
https://prezi.com/gjbyg_6vsizi/?utm_campaign=share&utm_medium=copy
- Speed quizz made the participant to reflect if they have the right profile to become social entreprenurs (Fast-track Test for Social Entrepreneurs)
Link for the quizz:<http://www.baset.info/fast-track-test-for-social-entrepreneurs.html>
- Bosting youth participation and promoting social entrepreneurship. (Promotion of training session coming in February – held by Gain & sustain about social entrepreneurship and marketing startegies – promotion speech took place for the future session and info related what learning topics are going to come.
- Engagement of promoting YouthEclub among youngsters – the participants were asked to promote the club, to engage their youth and network to join the YES club an dto take part in the online trainings related with social entrepreneurship in order to engae, motivate the yout to take innitiative.

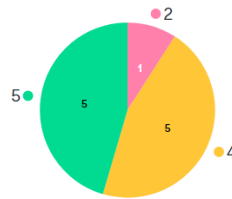
- Evaluation – the session finished with a small 3 question evaluation with various methods as follows:

Question 1: Up to what level you find useful the e-mentoring online TC?
(1 represents the lowest level while 5 the highest)

Go to www.menti.com and use the code 82 57 41

Up to what level you find useful the e-mentoring online TC?

Mentimeter



Question 2: Write 2 words which represents your learning and overall feeling related to the online TC 1st phase.

Go to www.menti.com and use the code 82 57 41

Write 2 words which represents your learning and overall feeling related to the online TC 1st phase.

Mentimeter



Question 3: Comments

Go to www.menti.com and use the code 82 57 41

Comments

1/3
no question
1

no question	1
✓ Mark as answered	
no its clear	1
✓ Mark as answered	
/	0
✓ Mark as answered	
(3) Questions	(0) Answered

